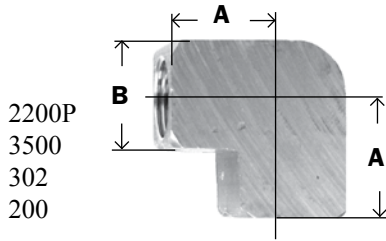


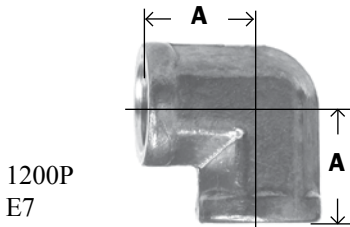
90° FEMALE ELBOW

SAE# 130238



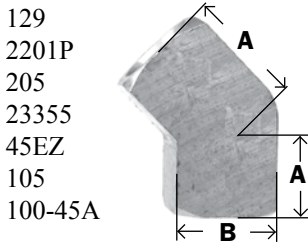
Part #	Thread Size NPTF	A	B	Approx. Wt. Lbs.
28-001	1/8"	0.55	0.56	0.09
28-002	1/4"	0.78	0.68	0.13
28-003	3/8"	0.84	0.81	0.16
28-004	1/2"	1.09	1.00	0.34
28-005	3/4"	1.16	1.25	0.60

90° FORGED FEMALE ELBOW



Part #	Thread size NPTF	A	Body Width	Approx. Wt. Lbs.
28-009	1/8"	0.57	0.50	0.04
28-010	1/4"	0.70	0.68	0.10
28-011	3/8"	0.81	0.81	0.12
28-012	1/2"	1.00	1.00	0.23
28-013	3/4"	1.13	1.25	0.42
28-014	1/4" x 1/8"	0.72	0.69	0.12
28-015	3/8" x 1/4"	0.81	0.81	0.15
28-016	1/2" x 3/8"	1.00	1.00	0.28
28-017	1"	1.42	1.50	0.75

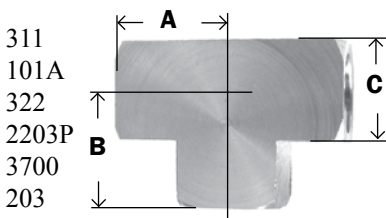
45° FEMALE ELBOW



Part #	Thread size NPTF	A	B	Approx. Wt. Lbs.
28-018	1/8"	0.45	0.56	0.06
28-019	1/4"	0.66	0.68	0.12
28-020	3/8"	0.69	0.81	0.16

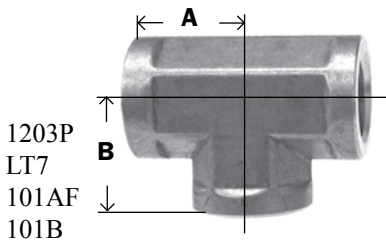
UNION TEE

SAE# 130438



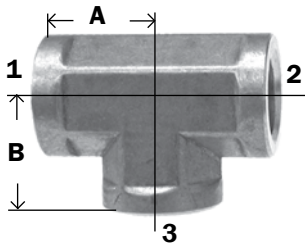
Part #	Thread size NPTF	A	B	C	Approx. Wt. Lbs.
28-024	1/8"	0.55	0.55	0.56	0.08
28-025	1/4"	0.78	0.78	0.68	0.17
28-026	3/8"	0.84	0.84	0.81	0.22
28-027	1/2"	1.09	1.09	1.00	0.43
28-028	3/4"	1.16	1.16	1.25	0.64

UNION FORGED TEE



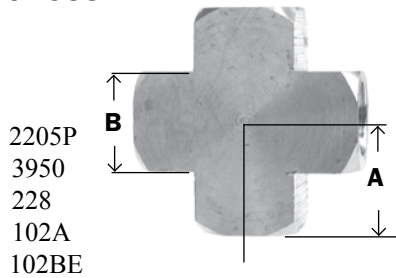
Part #	Thread size NPTF	A & B	Body Width	Approx. Wt. Lbs.
28-032	1/8"	0.56	0.50	0.06
28-033	1/4"	0.71	0.68	0.13
28-034	3/8"	0.81	0.81	0.16
28-035	1/2"	1.00	1.00	0.27
28-036	3/4"	1.16	1.25	0.53
28-023	1"	1.42	1.50	.924

REDUCING FORGED TEES



Part #	1 NPT	2 NPT	3 NPT	A & B	Body Width	Approx. Wt. Lbs.	
28-029	1/8"	1/8"	1/4"	0.72	0.69	0.16	
28-030	1/4"	1/4"	1/8"	0.72	0.69	0.14	
28-031	1/4"	1/4"	3/8"	0.81	0.81	0.21	
28-038	3/8"	1/4"	3/8"	0.81	0.81	0.18	
28-039	3/8"	3/8"	1/4"	0.81	0.81	0.18	
28-046	1/2"	1/2"	3/8"	1.00	1.00	0.30	
28-048	3/4"	3/4"	1/2"	1.16	1.25	0.59	


CROSS



2205P
3950
228
102A
102BE

Part #	Thread size NPTF	A	B	Approx. Wt. Lbs.	
28-041	1/8"	0.50	0.50	0.10	
28-042	1/4"	0.78	0.68	0.21	
28-043	3/8"	0.84	0.81	0.25	
28-044	1/2"	1.09	1.00	0.51	
28-045	3/4"	1.16	1.25	0.75	

FORGED CROSS




C7
105
102AF
102B

Part #	Thread size NPTF	A	Body Width	Approx. Wt. Lbs.	
28-049	1/8"	0.56	0.50	0.06	
28-050	1/4"	0.72	0.69	0.15	
28-051	3/8"	0.81	0.81	0.18	
28-052	1/2"	1.00	1.00	0.34	

COUPLING

SAE# 130138



207P
371
3300
103AH
103B


Part #	Thread size NPTF	A	Hex	Approx. Wt. Lbs.	
28-058L	1/8"	0.75	0.50	0.02	
28-058	1/8"	0.75	0.56	0.03	
28-059L	1/4"	0.88	0.63	0.03	
28-059	1/4"	1.12	0.75	0.09	
28-060L	3/8"	1.00	0.81	0.06	
28-060	3/8"	1.12	0.87	0.10	
28-061L	1/2"	1.19	0.93	0.09	
28-061	1/2"	1.50	1.06	0.19	
28-062L	3/4"	1.19	1.25	0.18	
28-062	3/4"	1.53	1.25	0.24	
28-063	1"	1.89	1.50	.357	

• 1/16" available (28-057) - POR

* For larger sizes, see bronze couplings on pg. 230

REDUCING COUPLING

SAE# 130138




- 377
- 3300
- 208P
- 108
- 119B
- 119AH

Part #	Thread size NPTF	A	Hex	Approx. Wt. Lbs.	
28-181L	1/4" x 1/8"	0.94	0.62	0.04	
28-181	1/4" x 1/8"	0.97	0.75	0.08	
28-182	3/8" x 1/8"	0.94	0.87	0.10	
28-183L	3/8" x 1/4"	1.00	0.81	0.06	
28-183	3/8" x 1/4"	1.16	0.87	0.12	
28-180*	1/2" x 1/8"	1.19	0.93	0.15	
28-184L	1/2" x 1/4"	1.11	1.00	0.10	
28-184	1/2" x 1/4"	1.28	1.06	0.20	
28-185L	1/2" x 3/8"	1.19	0.93	0.10	
28-185	1/2" x 3/8"	1.38	1.06	0.20	
28-188*	3/4" x 3/8"	1.32	1.37	0.20	
28-189*	3/4" x 1/2"	1.19	1.18	0.14	

*Not to SAE specs

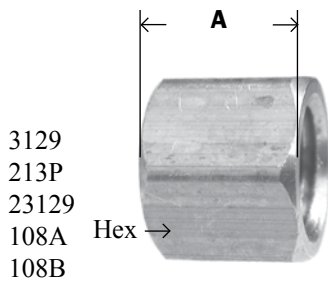
UNION



- 3250
- 212P
- 104A
- 104B

Part #	Thread size NPTF	A	Hex	Approx. Wt. Lbs.	
28-067	1/8"	1.19	0.94	0.13	
28-068	1/4"	1.31	1.06	0.18	
28-069	3/8"	1.75	1.25	0.33	
28-070	1/2"	1.79	1.56	0.50	

CAP

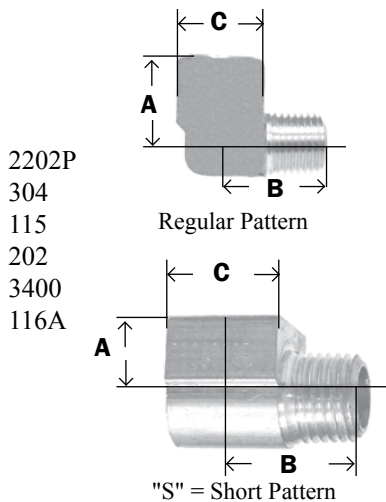


- 3129
- 213P
- 23129
- 108A
- 108B

Part #	Thread size NPTF	A	Hex	Approx. Wt. Lbs.	
28-075	1/8"	0.47	0.56	0.03	
28-076	1/4"	0.60	0.68	0.04	
28-077	3/8"	0.69	0.81	0.06	
28-078	1/2"	0.78	0.93	0.08	
28-079	3/4"	0.94	1.25	0.16	
28-080	1"	1.13	1.50	0.23	

90° STREET ELBOW

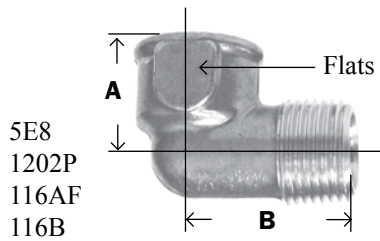
SAE# 130239



- 2202P
- 304
- 115
- 202
- 3400
- 116A

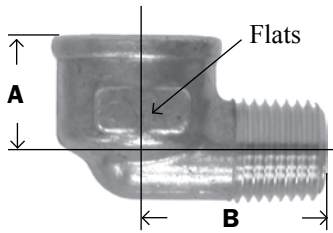
Part #	Thread size NPTF	A	B	C	Approx. Wt. Lbs.	
28-156	1/8"	0.48	0.66	0.56	0.05	
28-156S	1/8" short	0.34	0.57	0.50	0.03	
28-157	1/4"	0.72	0.91	0.68	0.09	
28-157S	1/4" short	0.45	0.78	0.68	0.07	
28-158	3/8"	0.78	0.97	0.81	0.16	
28-159	1/2"	1.03	1.25	1.00	0.33	
28-160	3/4"	1.12	1.38	1.25	0.52	

FORGED 90° STREET ELBOW



Part #	Thread size NPTF	A	B	Wrench Flats	Approx. Wt. Lbs.
28-165	1/8"	0.61	0.85	0.62	0.06
28-166	1/4"	0.50	0.86	0.72	0.08
28-167	3/8"	0.70	1.00	0.88	0.10
28-168	1/2"	0.96	1.43	1.00	0.20
28-169	3/4"	0.90	1.40	1.25	0.25

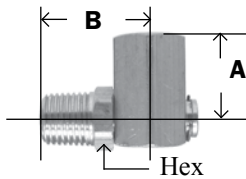
FORGED REDUCING 90° STREET ELBOW



Part #	Thread size NPTF FxM	A	B	Wrench flats	Approx. Wt. Lbs.
28-260	1/8" x 1/4"	0.50	0.87	0.71	0.08
28-261B*	1/4" x 1/8"	0.53	0.72	0.69	0.07
28-261	1/4" x 1/8"	0.50	0.81	0.72	0.06
28-262	1/4" x 3/8"	0.93	1.06	0.59	0.12
28-263	3/8" x 1/4"	0.58	0.94	0.81	0.07
28-264	3/8" x 1/2"	0.97	1.36	1.00	0.28
28-265	1/2" x 3/8"	0.96	1.37	1.00	0.22

*Barstock

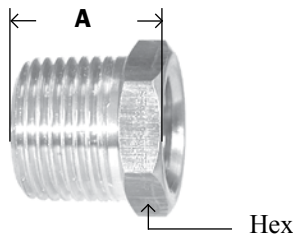
PIPE SWIVEL 90° STREET ELBOW



Part #	Thread size NPTF	A	B	Hex	Approx. Wt. Lbs.
28-430	1/4"	1.18	1.25	.625	0.22

HEX BUSHING

SAE# 130140



373
3220
209P
110A
110B

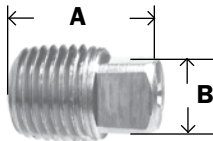
Part #	Thread size NPTF MxF	A	Hex	Approx. Wt. Lbs.	List Price
28-102L	1/4" x 1/8"	0.62	0.56	0.02	
28-102	1/4" x 1/8"	0.75	0.56	0.04	
28-103	3/8" x 1/8"	0.75	0.68	0.05	
28-104L	3/8" x 1/4"	0.69	0.68	0.03	
28-104	3/8" x 1/4"	0.75	0.75	0.05	
28-105L	1/2" x 1/8"	0.81	0.81	0.08	
28-105	1/2" x 1/8"	1.00	0.87	0.10	
28-106L	1/2" x 1/4"	0.81	0.81	0.08	
28-106	1/2" x 1/4"	1.00	0.87	0.11	
28-107L	1/2" x 3/8"	0.81	0.81	0.05	
28-107	1/2" x 3/8"	1.00	0.87	0.10	
28-108	3/4" x 1/8"	0.94	1.06	0.20	
28-109L	3/4" x 1/4"	0.94	1.06	0.18	
28-110L	3/4" x 3/8"	0.94	1.06	0.15	
28-111L	3/4" x 1/2"	0.94	1.06	0.11	
28-111	3/4" x 1/2"	1.00	1.12	0.14	
28-112	1" x 1/4"	1.15	1.37	0.32	
28-113	1" x 3/8"	1.12	1.37	0.30	
28-114	1" x 1/2"	1.31	1.44	0.29	
28-115	1" x 3/4"	1.31	1.37	0.20	

FACE BUSHING



Part #	Thread size NPTF MxF	A	Approx. Wt. Lbs.
28-121	1/4" x 1/8"	0.45	0.01
28-122	3/8" x 1/8"	0.50	0.03
28-116	3/8" x 1/4"	0.50	0.02
28-090	1/2" x 1/8"	0.56	0.06
28-128	1/2" x 1/4"	0.56	0.05
28-117	1/2" x 3/8"	0.56	0.03
28-129	3/4" x 1/4"	0.62	0.11
28-130	3/4" x 3/8"	0.62	0.08
28-118	3/4" x 1/2"	0.64	0.03
28-119	1" x 3/4"	0.77	0.10

SQUARE HEAD PLUG
1/8 - 1/2 Solid

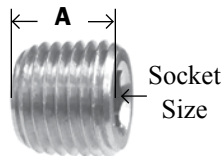


- 3151
- 211P
- 109A
- 109B

Part #	Thread size NPTF	A	B	Approx. Wt. Lbs.
28-084	1/8"	0.58	0.27	0.02
28-085	1/4"	0.80	0.37	0.03
28-086	3/8"	0.80	0.43	0.06
28-087	1/2"	1.07	0.55	0.13
28-088**	3/4"	1.11	0.61	0.20
28-089**	1"	1.24	0.81	0.35

** Cored

COUNTERSUNK HEX PLUG
3/4" taper thread




- 3153
- 219P
- 109CS
- 118

SAE J531

Part #	Thread size NPTF	A	Socket size	Approx. Wt. Lbs.
28-092	1/16"	0.30	0.12	0.01
28-093	1/8"	0.30	0.18	0.01
28-094	1/4"	0.45	0.26	0.02
28-095	3/8"	0.45	0.31	0.03
28-096	1/2"	0.61	0.39	0.05
28-097	3/4"	0.62	0.56	0.10

See lead free section for flush and square countersunk plugs

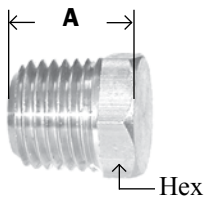
SLOTTED-HEAD PLUG



- 220P
- 3150
- 117A
- 117B

Part #	Thread size NPTF	A	Approx. Wt. Lbs.
28-174	1/8"	0.31	0.01
28-175	1/4"	0.42	0.02
28-176	3/8"	0.45	0.05

CORED HEX PLUGS



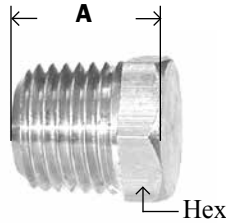
- 218P
- 3152
- 121A
- 103
- 121B
- PPH
- 218P

Part #	Thread size NPTF	A	Hex	Approx. Wt. Lbs.
28-201	1/8"	0.55	0.43	0.01
28-202	1/4"	0.62	0.56	0.02
28-203	3/8"	0.72	0.68	0.06
28-204	1/2"	0.81	0.87	0.09
28-205	3/4"	0.94	1.06	0.16
28-206	1"	1.16	1.37	0.28

See our lead free section for more sizes!

SOLID HEX HEAD PLUGS

121AS

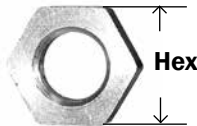


Part #	Thread size NPTF	A	Hex	Approx. Wt. Lbs.	
28-201S	1/8"	0.55	0.43	0.02	
28-202S	1/4"	0.75	0.56	0.05	
28-203S	3/8"	0.66	0.68	0.07	
28-204S	1/2"	0.81	0.87	0.12	
28-205S	3/4"	0.92	1.06	0.24	
28-206S	1"	1.00	1.31	0.38	

LOCKNUT

- Jam Nuts
- Straight pipe thread


210P
21102
111A
111B



Part #	Thread size NPSL	Hex	Thickness	Approx. Wt. Lbs.	
28-123	1/8"	0.68	0.19	0.02	
28-124	1/4"	0.87	0.25	0.04	
28-125	3/8"	1.00	0.31	0.04	
28-126	1/2"	1.125	0.25	0.04	

CLOSE NIPPLE


165
215PN
3326
112A
112B



Part #	Thread size NPTF	A	Approx. Wt. Lbs.	
28-131	1/8"	0.75	0.01	
28-132	1/4"	0.88	0.02	
28-133	3/8"	1.00	0.05	
28-134	1/2"	1.12	0.06	
28-135	3/4"	1.31	0.11	

LONG NIPPLE

113B
113A
166
3327, 3328, 3329, 3330
3331
215PNL




Part #	Thread size NPTF	A Length	Approx. Wt. Lbs.	
28-140	1/8"	1.50	0.03	
28-141	1/8"	2.00	0.04	
28-142	1/8"	2.50	0.06	
28-143	1/8"	3.00	0.06	
28-475	1/8"	3.50	0.07	
28-144	1/4"	1.50	0.03	
28-145	1/4"	2.00	0.05	
28-146	1/4"	2.50	0.08	
28-147	1/4"	3.00	0.10	
28-481	1/4"	3.50	0.12	
28-148	3/8"	1.50	0.06	
28-149	3/8"	2.00	0.10	
28-150	3/8"	2.50	0.10	
28-151	3/8"	3.00	0.13	
28-487	3/8"	3.50	0.17	
28-152	1/2"	1.50	0.08	
28-153	1/2"	2.00	0.12	
28-154	1/2"	2.50	0.16	
28-155	1/2"	3.00	0.20	
28-493	1/2"	3.50	0.24	
28-136	3/4"	1.50	0.12	
28-497	3/4"	2.00	0.18	
28-498	3/4"	2.50	0.23	
28-499	3/4"	3.00	0.28	

• NOTE: For longer lengths and larger diameters, see our red brass nipples section, pg. 214

HEX NIPPLE

SAE# 130137

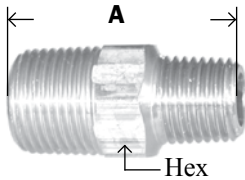


- 216P
- 3325
- 379
- 122AH
- 122B

Part #	Thread size NPTF	A	Hex	Approx. Wt. Lbs.
28-211L	1/8"	0.91	0.43	0.02
28-211	1/8"	0.97	0.43	0.03
28-212L	1/4"	1.12	0.56	0.04
28-212	1/4"	1.38	0.56	0.06
28-213L	3/8"	1.25	0.68	0.07
28-213	3/8"	1.41	0.68	0.07
28-214L	1/2"	1.50	0.87	0.11
28-214	1/2"	1.81	0.87	0.17
28-215	3/4"	1.96	1.13	0.23
28-216	1"	2.30	1.37	0.43

REDUCING HEX NIPPLE

SAE# 130137



- 216P
- 3325
- 379
- 122AH
- 122B

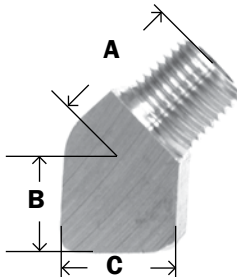
Part #	Thread size NPTF	A	Hex	Approx. Wt. Lbs.
28-220L	1/4" x 1/8"	1.00	0.56	0.04
28-220	1/4" x 1/8"	1.19	0.56	0.04
28-221L	3/8" x 1/8"	1.11	0.68	0.06
28-221	3/8" x 1/8"	1.22	0.68	0.07
28-222L	3/8" x 1/4"	1.19	0.68	0.06
28-222	3/8" x 1/4"	1.41	0.68	0.07
28-223L	1/2" x 1/4"	1.34	0.87	0.09
28-223	1/2" x 1/4"	1.62	0.87	0.12
28-224L	1/2" x 3/8"	1.41	0.87	0.11
28-224	1/2" x 3/8"	1.62	0.87	0.12
28-225	3/4" x 1/2"	1.50	1.06	0.15

• 1/8" x 1/16" available (28-218) - POR

45° STREET ELBOW

SAE# 130339

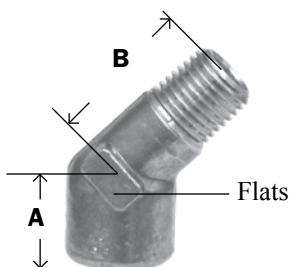
- 306
- 3350
- 2214P
- 224



Part #	Thread size NPTF	B	A	C	Approx. Wt. Lbs.
28-230	1/8"	0.38	0.50	0.56	0.03
28-231	1/4"	0.56	0.72	0.68	0.09
28-232	3/8"	0.56	0.78	0.81	0.12
28-233	1/2"	0.75	1.00	1.00	0.20
28-234	3/4"	0.75	1.06	1.25	0.34

45° FORGED STREET ELBOW

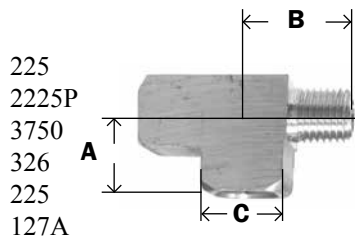
- 45E8
- 124B



Part #	Thread size NPTF	A	B	Wrench flats	Approx. Wt. Lbs.
28-238	1/8"	0.63	0.81	0.56	0.05
28-239	1/4"	0.63	1.06	0.81	0.11
28-240	3/8"	0.72	1.06	0.93	0.17

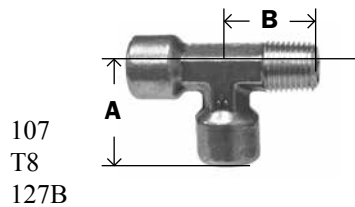
STREET TEE/ SERVICE TEE/ MALE RUN TEE

SAE# 130424



Part #	Thread size NPTF	A	B	C	Approx. Wt. Lbs.
28-245	1/8"	0.55	0.66	0.56	0.08
28-246	1/4"	0.78	0.91	0.68	0.17
28-247	3/8"	0.84	0.97	0.81	0.22
28-248	1/2"	1.09	1.25	1.00	0.40
28-249	3/4"	1.16	1.39	1.25	0.60


FORGED STREET TEE



Part #	Thread size NPTF	A	B	Body Width	Approx. Wt. Lbs.
28-253	1/8"	0.56	0.75	0.50	0.05
28-254	1/4"	1.03	1.00	0.46	0.13
28-255	3/8"	1.19	1.09	0.68	0.24
28-256	1/2"	1.52	1.40	0.88	0.45
28-257	3/4"	1.34	1.73	1.25	0.65


EXTENDER ADAPTER

SAE# 130139



Part #	Thread size NPTF FxM	A	Hex	Approx. Wt. Lbs.
28-190L	1/8" x 1/8"	0.83	0.50	0.03
28-190	1/8" x 1/8"	0.88	0.56	0.04
28-191L	1/4" x 1/8"	0.94	0.62	0.04
28-191	1/4" x 1/8"	1.06	0.75	0.07
28-192L	1/4" x 1/4"	1.00	0.62	0.04
28-192	1/4" x 1/4"	1.25	0.75	0.07
28-198	3/8" x 1/8"	1.00	0.81	0.06
28-193L	3/8" x 1/4"	1.12	0.81	0.08
28-193	3/8" x 1/4"	1.25	0.87	0.09
28-194L	3/8" x 3/8"	1.24	0.81	0.10
28-194	3/8" x 3/8"	1.25	0.87	0.11
28-199	1/2" x 1/4"	1.46	1.06	0.08
28-195L	1/2" x 3/8"	1.19	0.93	0.09
28-195	1/2" x 3/8"	1.47	1.06	0.18
28-196	1/2" x 1/2"	1.66	1.06	0.12
28-207	3/4" x 3/8"	1.59	1.25	0.26
28-208	3/4" x 1/2"	1.69	1.37	0.14
28-208L	3/4" x 1/2"	1.22	1.25	0.13
28-209	3/4" x 3/4"	1.69	1.37	0.34

PIPE SWIVEL ADAPTER



344R
3183
*300 PSI
all sizes

Part #	Thread size NPTF FxM	A	Hex 1	Hex 2	Approx. Wt. Lbs.
28-424	1/8"	1.10	0.43	0.50	0.05
28-425	1/4"	1.34	0.56	0.62	0.06
28-426	3/8"	1.36	0.68	0.75	0.08
28-427	1/2"	1.87	0.87	0.95	0.10

SWIVEL FITTING

- 360° Turning
- Swivels

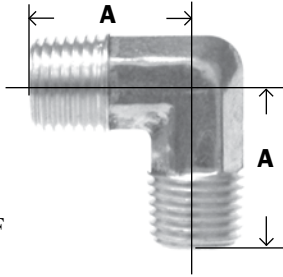


Male NPT x Female NPT

Part #	Size
320-061	1/4

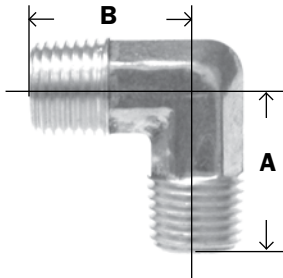
FORGED 90° MALE ELBOW

LE5
3455
116AMF



Part #	Thread size NPTF	A	Body Width	Approx. Wt. Lbs.	
28-266	1/8"	0.79	0.38	0.04	
28-267	1/4"	0.87	0.45	0.06	
28-268	3/8"	1.00	0.59	0.12	
28-269	1/2"	1.38	0.78	0.21	

FORGED 90° MALE REDUCING ELBOW




Part #	Thread size NPTF	A	B	Body Width	Approx. Wt. Lbs.	
28-274	1/4" x 1/8"	0.88	0.78	0.47	0.06	
28-275	3/8" x 1/4"	0.90	0.90	0.46	0.06	
28-276	1/2" x 3/8"	1.12	1.00	0.59	0.12	

MALE BRANCH TEE


SAE# 130425

T9
X106
23601
3600
2224P
226
329
128



Part #	Thread size NPTF	A	B	C	Approx. Wt. Lbs.	
28-281	1/8"	0.66	0.55	0.56	0.08	
28-282	1/4"	0.91	0.78	0.68	0.15	
28-283	3/8"	0.97	0.84	0.81	0.22	
28-284	1/2"	1.25	1.09	1.00	0.40	
28-285	3/4"	1.38	1.16	1.25	0.62	

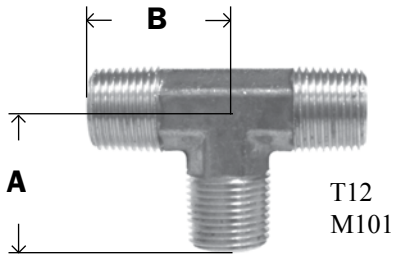
FORGED MALE BRANCH TEE



Part #	Thread size NPTF	A	B	Body Width	Approx. Wt. Lbs.	
28-281F	1/8"	0.75	0.56	0.50	0.06	
28-282F	1/4"	1.00	1.03	0.46	0.12	

T9


FORGED ALL MALE TEE



Part #	Thread size NPTF	A	B	Body Width	Approx. Wt. Lbs.
28-290	1/8"	0.75	0.75	0.43	0.06
28-291	1/4"	0.86	0.86	0.43	0.08
28-292	3/8"	1.09	1.09	0.60	0.16
28-293	1/2"	1.22	1.22	0.68	0.22
28-294	3/4"	1.43	1.43	0.87	0.38

LONG STREET ELLS


D.O.T. Approved



Part #	Thread size NPTF	A	B	Approx. Wt. Lbs.
28-440	1/8"	1-3/16"	0.50	0.06
28-441	1/8"	1-7/16"	0.50	0.06
28-442	1/8"	1-11/16"	0.50	0.06
28-443	1/8"	1-7/8"	0.50	0.16
28-328	1/4"	1-3/16"	0.75	0.12
28-329	1/4"	1-7/16"	0.75	0.14
28-330	1/4"	1-11/16"	0.75	0.15
28-331	1/4"	1-7/8"	0.62	0.09
28-332	1/4"	2-1/4"	0.75	0.17
28-333	3/8"	1-3/4"	0.87	0.22


LONG EXTENSION ADAPTERS

D.O.T. Approved




Part #	Thread size NPTF	A	Hex	Approx. Wt. Lbs.	List Price
28-335	1/8"	1-1/4"	0.50	0.04	
28-336	1/8"	1-3/4"	0.50	0.05	
28-337	1/8"	3"	0.50	0.09	
28-338	1/4"	1-9/16"	0.62	0.07	
28-339	1/4"	1-13/16"	0.62	0.08	
28-340	1/4"	2-1/16"	0.62	0.10	

PIPE WYE FIP x MIP



Part #	Thread Size NPT	A	Approx. Wt. Lbs.	List Price
28-295	1/4"	1.56	.15	
28-296	1/4 - N/P	1.4	.12	

PIPE WYE FIP x FIP



Part #	Thread Size NPT	A	Approx. Wt. Lbs.	List Price
28-298	1/4	1.4	.12	